


# Kubota Tractor Giants

[www.tractorgiants.com](http://www.tractorgiants.com)

Tractor Giants approved  
Kubota Dealership

Tel: +27 12 520 5010  
[www.tractorgiants.com](http://www.tractorgiants.com)



## KUBOTA DIESEL TRACTOR

# L

### L3200

#### L-Series Standard Tractor

Loaded with upgrades, the new L3200 is ideal for everything from small chores to commercial landscaping.







## **KUBOTA DIESEL TRACTOR** **L3200**

**The new Kubota L-Series standard tractors are now equipped with numerous upgraded features.**

For over 10 years, the Kubota L-Series basic tractors have been some of the most popular compact tractors on earth. But now, with a host of impressive upgrades, our new generation L3200 standard tractors are anything but basic. Making the L3200 more adept at handling anything you throw their way is a spacious, uncluttered deck; a sleek, modern, one-piece hood design; a more powerful engine; a versatile shuttle transmission; a large capacity fuel tank; a highly functional front loader; and more. So from landscaping to agricultural to any application in between, the Kubota L3200 standard tractors offer a world of higher performance.






# Our new generation L3200 delivers new world of performance.

## **More powerful engines to let you handle the toughest projects.**

To elevate your performance to a new level, we increased the horsepower on our world-renowned E-TVCS diesel engine. The L3200 puts out an impressive 33.4 horsepower. And, like its predecessors, it delivers a dynamic output and high torque, plus produces cleaner emissions with low noise and vibration. Best of all, its engine provides the highest level of reliability.



## **Large capacity fuel tank**

*You'll spend more time working and less time refuelling with our bigger fuel tank.*

## **Full-open bonnet and slide-out grill**

*Whether simple maintenance or a more involved repair, a newly designed, one-piece, full-opening bonnet exposes most engine components—making it faster and easier to do either.*



## **Bevel gear 4WD**

*A superior feature that delivers an extremely tight turning radius with full power transfer to the wheels at every steering angle.*



## **Reliable transmission for a smoother performance.**

Get the job done faster with more horsepower and a mechanical shuttle transmission. For easier front-loader operation, the range shift has a forward/reverse mechanical shuttle shift in the low and reverse ranges. Moreover, the transmission offers 8 forward and 4 reverse speeds (8F/4R), enabling you to select the perfect speed for higher productivity.



Range shift lever



Main shift lever





# a whole

## **Power steering**

To reduce fatigue, this 4-wheel drive vehicle comes equipped with smooth, easy-turn power steering.

## **Choice of tyres**

Tyres designed especially for specific jobs enable the L3200 to perform even better. Select from AG and Turf.



## **Wet disc brakes**

Responsive and smooth, our long-life wet disc brakes are immersed in oil and require only the slightest foot pressure to activate.

## **Live, continuous-running PTO**

To increase rear-cutter performance, the L3200 standard tractor is equipped with a live, continuous-running, rear PTO—which continues to run even when the tractor is stopped.



## **The new performance matched front loader.**

Our new front loader offers increased lift capacity and higher lift height. Bucket dump speeds are amazingly fast—in fact, they're unmatched when compared to the competitors. A single-lever joystick provides easy and efficient operation of the front loader. The quick attach and detach system saves time by allowing you to do either, in just minutes and without tools.



Model	LA463
Matching Tractor	L3200
Maximum Lift Height (Pivot Pin)	2420 mm (96.8 in.)
Clearance w/Attachment Dump	1935 mm (77.4 in.)
Reach @ Maximum Height	565 mm (22.6 in.)
Maximum Dump Angle	40 degrees
Digging Depth	150 mm (6.0 in.)
Lift Capacity (Bucket Centre)	460 kg (1012 lbs.)



**More comfort. More style.  
More power. More of what the  
most popular compact tractor  
on earth should provide.**

When you're more comfortable, you're more productive. With this in mind, we designed the new generation Kubota L3200 standard tractors to be the perfect balance of form and function. The streamlined hood and enclosed muffler give them a sleek and modern look, and the design provides better visibility as well. Other practical features include a spacious semi-flat deck and conveniently located control levers.



**Spacious semi-flat deck**

*To provide maximum comfort, the operator's platform has been redesigned. Compared to previous models, the platform space has been increased by a generous 12%. Its semi-flat design also makes getting on the L3200 easier.*

**Enclosed muffler**


*For a totally unobstructed view, which greatly enhances front-loader operation, the muffler is concealed under the hood.*

**Quick access range shift lever**

*For quicker access and easier mounting/dismounting, the range shift lever has been repositioned.*

**Conveniently located PTO lever**

*The repositioned PTO lever means quicker access and easier mounting/dismounting.*





## Specifications

Model			L3200 (Rear foldable ROPS model)		
			DT (4WD)		
Engine			D1703-MA-E2A		
Model			D1703-MA-E2A		
Type (Make : Kubota)			Vertical liquid-cooled 4-cycle diesel, Indirect injection (E-TVCS)		
Engine gross power*		kW (PS)	24.6 (33.4)@2500 rpm		
PTO power*		kW (PS)	21.3 (29.0)@2500 rpm		
No. of cylinders			3		
Bore & stroke		mm	87×92.4		
Total displacement		cm³	1647		
Battery			12V.RC : 123min, CCA : 490A		
Fuel tank capacity		ℓ	34		
PTO			Live-continuous running		
Rear PTO (540 rpm)			Live-continuous running		
Hydraulic					
Pump capacity (main)		ℓ/min.	22.2		
(PS)		ℓ/min.	13.5		
3-point hitch			Category I		
Lift control type			Position control		
Max. lift force At lift point		kg	906		
At 610mm behind lift point		kg	651		
Travelling system					
Transmission			Sliding gear & constant mesh 8F/4R		
Steering			Integral power steering		
Brakes			Mechanical wet disk type		
Clutch			Dry-type dual stage		
Rear differential lock			Standard		
Tyre size	AG Standard	Front / Rear	7–16 R1 / 11.2–24 R1		
	AG Option	Front / Rear	7.5L–15 / 320/70R24		
	TURF Option	Front / Rear	212/80–D15 / 355/80–D20		
Travelling speeds w/standard AG tyres					
At rated engine speed		km/h	Forward 1.6–19.7	Reverse 2.2–7.1	
Maximum speed		km/h	Forward 21.3		
Dimensions & weight					
Overall length (w/o 3P)		mm	2810		
Overall width (min. tread)		mm	1290		
Overall height (w/ ROPS)		mm	2460		
Wheelbase		mm	1610		
Min. ground clearance (Front axle)		mm	345		
Tread Front		mm	1085		
(STD Tyres)	Rear	mm	1015, 1115, 1195, 1295		
Min. turning radius (w/ brake)		m	2.5		
Weight (w/ ROPS)		kg	1210		
Optional equipment			Front bumper weights, Aux. control valve		

The company reserves the right to change the above specifications without notice.

This brochure is for descriptive purpose only. Please contact your local Kubota dealer for warranty information.

For your safety, KUBOTA strongly recommends the use of a Rollover Protective Structure (ROPS) and seat belt in almost all applications.

\* Manufacture's estimate

©2006 Kubota Corporation

# Tractor Giants



Call: 012 520 5010

[www.tractorgiants.com](http://www.tractorgiants.com)